



George Stephenson
High School

Year 9
Information Evening
11 October 2023





The Year 9 Team

Miss Spooner: Guidance Manager


Miss Tatters: Achievement Support Coordinator

Miss Bailey: Leadership Team Link, Assistant Headteacher

Year 9 Tutors:

Mrs Douglas, Miss Ring, Mrs Smith / Mrs Henderson, Dr Fisher, Mr Hawkins (Mrs Proudlock), Mr Harrison/Ms Jordan, Miss Baxter, Mr Cassells and Miss Walker.


- Our team is supported by our Family Liaison Worker, Ruth as well as Judith, our Education Welfare officer.
- We also provide a range of support services for students such as Someone Cares, Kooth and TRAX Outreach.





Aims of this session

1. Routines and Expectations
2. Supporting your child pastorally
3. Supporting your child academically





Classroom Expectations


Ready, **Respectful**, Safe

Conduct in class:

- ✓ As always students will be expected to maintain excellent behaviour during their lessons (Ready, Respectful, Safe) e.g., concentrating on tasks set, listening carefully to teacher explanations and treating all people with respect.

Equipment

- ✓ It is crucial that students come to school fully equipped and ready to learn to minimize borrowing of equipment.





Rules: Ready, Respectful, Safe

We believe that everyone at George Stephenson High School has the right to learn and achieve in a safe environment. All people working at George Stephenson High School should be **READY**, **RESPECTFUL** and **SAFE** at all times.

Be **READY** to


- Arrive in school on time each day.
- Wear the correct uniform at all times.
- Do your best and fulfil your learning potential every lesson.
- Accept challenges and demonstrate resilience.
- Stop and Listen when a member of staff talks to you.

RESPECTFUL of:

- Yourself
- Everyone's right to learn
- Other opinions
- People's feelings
- Other peoples' property
- Reasonable requests
- Your environment
- Your local environment

SAFE in terms of your behaviour

- In lessons (both theory and practical)
- At Social Times (break and lunchtime).
- On the School Bus
- To and from school
- In the Local Community



Uniform Reminders

A huge thank you to parents and carers for all their support in ensuring that Year 9 are looking extremely smart and have a positive and settled start to their year.


Just some key reminders:

- Skirts and trousers no longer need to be logo ones but if students want to wear these they can. Students can wear black shoes, trainers or boots.
- Skirts must be black, pleated and a reasonable length. They must not be rolled over, pencil skirts or made of stretchy material.
- Trousers must be black and proper school trousers. They must not be joggers, tracksuit bottoms, cargo pants, jeans, leggings or made of stretchy material.
- Footwear must be all black and low heeled. No high-top trainers, Ugg boots, trainers with coloured soles, logos, laces or eyelets.
- Students must remember to bring their PE kit with them on the day that they have PE.



Jewellery


- Students in Y7 – 11 may wear one ring only, a maximum of two earrings (one in each earlobe, simple studs or sleepers) and a watch.
- Any other rings/studs/bars used in face/mouth/ear or body piercings are **NOT** allowed. Ear expanders must **NOT** be worn.
- Students who refuse to remove such items may remain in isolation until they do so.
- All jewellery **MUST** be removed for PE/Games.





Mobile phones

- The use of mobile phones is not permitted in school.
- If a student uses their phone in school it will be confiscated, and they can collect it at the end of the day in the first instance.
- After that, parents will need to collect it for them.






Supporting Your Child Pastorally (Who to talk to?)

- Teacher
- Tutor
- Guidance Manager
- Achievement Support Co-ordinator
- Family Liaison Worker
- Senior Leadership Link

There are also a range of support services for students such as Someone Cares, MSET, NUF, Future Me, Kooth, TRAX Outreach.






Supporting Your Child's Progress

Attending, Achieving & Happy

As a parent:

- Try to ensure your son/daughter attends every day and on time.
- Try to ensure they are in full uniform.
- Check Class Charts.
- Encourage your son/daughter to complete their home learning.
- Talk to your son/daughter about their school day.
- Encourage them to take part in after school sessions e.g., Computing, Stem club, Home learning club, Youth drop in, Sport Clubs, Drama, Photography, Arts & Crafts.
- Attend events such as Parents Evening.
- Check school website to see what your child is studying





Supporting Your Child's Academic Progress

Visit: <https://www.gshs.org.uk>

Home

Information

Departments

Students

NE12 Sixth Form

Parents

Attendance

School Calendar

Vacancies

Contact



DEPARTMENTS

Geography

English

Physical Education

English

English Scheme of Work

Year 7 Scheme of Work

Year 8 Scheme of Work

Year 9 Scheme of Work

Leader

Curriculum Leader





School Apps



SIMS Parent

- Achievements
- Behaviour
- Timetable
- Attendance
- Make changes to personal details



Parent Mail

- All parent mail messages
- Book parents evening appointments
- Access video appointments
- Report an absence
- Pay for lunches and trips



Class Charts


- Achievements
- Behavior
- Timetable
- Detentions
- **Home Learning**



What Impact Does Attendance Have?

This table shows the average GCSE grade achieved by GSHS students in 2023 and average attendance;


Attendance	Average GCSE Grade	Average Progress 8
Above 98 %	5.7	+0.47
95% to 98%	5.4	+0.25
92% to 95%	5.3	+0.14
Below 92%	3.8	-0.65





Celebrating Success


- GSHS Success Builder - points / cards – via ClassCharts
- SPORT cards – via ClassCharts
- Hot Choc Friday – via ClassCharts
- Rewards System – Gold, Silver, Bronze
- Positive contact home
- Golden Ticket – draw to win £50 every term





Miss K Bailey
Assistant Headteacher


The Options process and
Preparation for Key Stage 4





Options Process

- Please don't worry – there is plenty of time!
- We build the options process around individual students - you won't need to choose from option blocks
- Students will receive lots of advice and support
- The options booklet will explain what each course involves
- You will have a full parent evening in December where you will be able to speak with your child's subject teachers.
- You will have an options evening in March where you can find out more about the courses on offer and speak to staff from each subject.
- You will have an individual appointment with a senior member of staff at options evening if you need it.
- You will receive two progress reports between now and the options evening.





Options Process

Information for students (Registration and Tutorial Periods – starting in November).

Discussion in tutor time and interviews with Year 9 Guidance Manager where needed.

Options booklet and Options form issued to students – February 2024

Options Evening (in school) - Thursday 29th February 2024

Options Advice Appointments (in school) – Thursday 29th February 2024

IT IS STRONGLY ADVISED THAT FINAL DECISIONS ARE NOT MADE UNTIL AFTER THIS EVENING

Options Form completed by Friday 8th March 2024


Final decisions made & students informed. Follow up discussions if needed.





Key dates.....


- Monday 27th November 2023 **Year 9 Progress Report 1** issued.
- Thursday 30th November 2023: **Year 9 Parent Evening (video)**
- Monday 5th February 2024: **Year 9 Progress Report 2**
- Thursday 29th February 2024: **Year 9 Options Evening (in person)**
- Friday 8th March 2024: **Year 9 Options Form Return Deadline**
- June 2024: **Year 9 End of Year Assessments**
- Monday 8th July 2024: **Year 9 Progress Report 3** issued to parents.






Options Overview

Pathway 1 EBacc	Pathway 1	Pathway 2
English, Maths, Science, PE, RE and Careers	English, Maths, Science, PE, RE and Careers	English, Maths, Science, PE, RE and Careers
One of Geography or History and one of French or Spanish	One of either Geography, History, French or Spanish	Applied Studies and one of either Geography, History, French or Spanish
Any two further options	Any three further options	One further option





Year 9 English Curriculum





Year 9 English Curriculum

The Year 9 English Curriculum has been divided up thematically to start to prepare students for their GCSE course in Year 10 and 11. The theme which will be used to link texts together is marginalisation.

Term 1:

19th Century Fiction:


- Students study a Unit of work titled Crime and Detective Fiction. Within this they look at a variety of crime/detective stories such as Sherlock Holmes and 'The Tell Tale Heart' by Edgar Allan Poe. They will answer a variety of questions which will allow them to analyse and evaluate texts – key skills for the GCSE examination. Students will also develop skills from producing their own piece of imaginative writing.

Modern Play:

- Students will then study the play 'The Crucible' by Arthur Miller or 'Blood Brothers' by Willy Russell. This is a play that will prepare the students for the Literature Exam in Year 10 and connects through the theme of crime. Students will develop a basic understanding of character and plot as well as an understanding of contextual information.

Introduction to Media:

Students will complete a short unit of work looking at advertising and the media – giving them an insight into an aspect of the Media course before choosing their options.





Year 9 English Curriculum


Term 2:

Class Novel:

- Students will read a class novel of either ‘Of Mice and Men’, ‘To Kill a Mockingbird’ or ‘Lord of the Flies’. Through these texts students will develop an understanding of characters, plot and themes. Students will also develop their transactional writing skills through this unit of work.

Poetry:

- Students will study poems from other cultures and traditions in this unit. Poems will be interleaved through the teaching of the class novel. They will also be introduced to the poems ‘Half-Caste’ and ‘No Problem’ from the GCSE anthology.






Year 9 English Curriculum

Term 3:

- Students will prepare for a speech which is part of their Spoken Language assessment for GCSE. This will form part of Dimensions Day and involves a guest speaker coming in to work with the students.

Transition to KS4:


- Introduction to 'Macbeth' by William Shakespeare. Students will begin a light touch on developing an understanding on the plot, characters and themes of the play. This is to prepare them for the teaching of the text in Yr10.






How Can You Help?

- All texts are available online. Talk about texts at home together and recap by watching film versions.
- Read widely a variety of texts at home.
- Use revision sites to develop a further understanding of the texts studied at home.
- Encourage all home learning to be completed as it all relates to the GCSE examinations.
- To ensure that students are completing their Sparx Reader HL – this is set every 2 weeks.





Year 9 Mathematics Curriculum






Year 9 Mathematics is an important year to prepare students for the GCSE Mathematics course.

The curriculum is part the GCSE but will be revisited and developed in Years 10 and 11.

In Year 9, all students follow the same curriculum, which will help inform an initial tiering decision for Year 10. We use class work, home learning and assessments to make this decision.






Maths Curriculum

In Year 9, we study a broad range of content, including:

- Number
- Algebra
- Interpreting & Representing Data
- Fractions, Ratio & Percentages
- Angles & Trigonometry
- Graphs
- Area & Volume
- Transformations & Constructions

The scheme of work is available on the school website.






Maths Assessment

Students are assessed once per half term.

Assessments cover work studied that half term, plus some content that has been previously studied to encourage constant revisiting of key topics.

Staff use assessments to diagnose areas of weakness in each student, to ensure rapid and concise interventions take place, to ensure good progress for all students.





sparxmaths.com

All students are set weekly, personalised home learning (every Wednesday) on Sparx Maths.

The tasks cover recent learning and well as consolidation of prior learning.

Students can attend Sparx Club every Thursday after school in the library if they need help.

← → ↻ 🏠 sparxmaths.com 🔖 ☆

Sparx Maths

For Teachers

For School Leaders


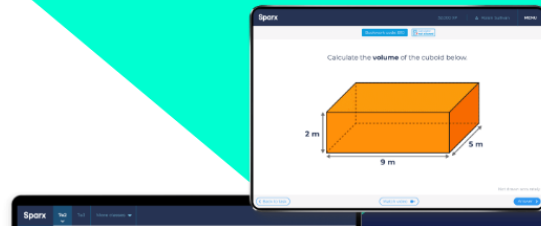
Our Impact

Resources **Now!**

Register interest

Log in ▾


**Personalised
intelligent practice,
proven to boost
student grades**






How can you help?

- Encourage a positive attitude towards Maths and stress its importance. Try not to say, "I was rubbish at Maths" or "I can't do Maths." Research shows parental influence is much greater than teacher influence on this.
- Encourage students to complete all home learning.
- Encourage and support attendance – students with 95%+ attendance in Maths make much better progress.
- Help students to learn key formulae – test them!
- Ask about their work and praise effort
- Support students to complete independent Maths revision regularly.





Year 9 Science Curriculum





Year 9 Science Curriculum


- The Year 9 Science Curriculum starts by reviewing the key concepts and models required prepare students for their GCSE course.

Term 1:

- MICROBIOLOGY
- EARTH AND ATMOSPHERE
- FORCES AND ENERGY

Term 2 (up to February half-term)

- EVOLUTION AND GENETICS
- DISPLACEMENT REACTIONS
- EARTH AND BEYOND





Year 9 Science Curriculum


From February half-term in Year 9 students will start GCSE Science.

GCSE Science is split into 3 curriculum routes.

Assessments throughout year 9 will inform the choice of route for students.

All routes follow the **Pearson Edexcel Specifications**.

- 1. Separate Sciences (Higher Tier)**
- 2. Combined Science (Foundation or Higher Tier)**
- 3. Entry Level Certificate and Foundation Tier Combined Science**






GCSE Science

Science in Y10 and Y11 is split into 3 main curriculum routes. All routes follow the Pearson Edexcel Specifications.

Separate Sciences

We offer the opportunity to follow the Separate Science route for some students once they have started in Y10. This is for students who would be considering Science as a choice after GCSEs; have had an excellent attitude to learning through Y7-9 and have demonstrated a sound understanding of science key ideas through assessment and teacher recommendation. Students will study additional Biology, Chemistry and Physics topics over the two years, currently taught in a weekly one hour session after school. Students will be entered for Higher Tier examinations and would gain 3 GCSE's for Biology, Chemistry and Physics.






GCSE Science

Science in Y10 and Y11 is split into 3 main curriculum routes. All routes follow the Pearson Edexcel Specifications.

Combined Science

This is the course the majority of students will follow. Students will study aspects of Biology, Chemistry and Physics, with slightly less content than the Separate Science route. We do have one top set per band in Science who will follow the Higher tier material at a faster, more challenging pace whereas, most students are taught in mixed ability classes and will cover both the Higher and Foundation content of the specification. They will sit examinations in all 3 science disciplines and gain 2 GCSE grades for their Combined Science.






GCSE Science

Science in Y10 and Y11 is split into 3 main curriculum routes. All routes follow the Pearson Edexcel Specifications.

Entry Level Certificate and Foundation Tier GCSE

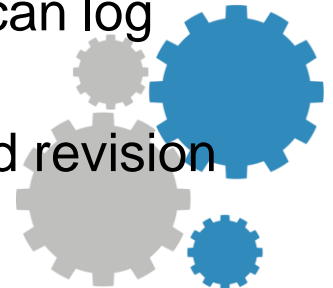
A small number of students in year 10 will begin the Entry level qualification and work through short units covering Biology, Chemistry and Physics content. They will sit short assessments throughout Y10 and Y11 to gain their Entry Level Qualification first. Students in this group, will then build on this knowledge to sit the Foundation tier Combined Science GCSE examination in the Summer of year 11.





Science - How to support students

- Support Home Learning: Curiosity Quiz/Careers Form/Retrieval
 - Begin with revision of flashcards: [Flashcards](#)
 - Optional past-paper questions at: www.studymind.co.uk
 - We highly suggest that students purchase a GCSE revision guide (we recommend CGP). This will contain a concise overview of the course and the key language that should be used in the examination.
 - <https://www.freesciencelessons.co.uk/>
 - <https://www.youtube.com/channel/UCaGEe4KXZrjou9kQx6ezG2w>
- are excellent online resource for revision of topics.
- BBC bitesize is a much-improved resource that students can log into and use for supporting their studies.
 - SENECA learning is also a free resource useful for HL and revision





**Thank you for your coming and
for your support!**

**We are around afterwards to
answer any individual
questions.**

